

4

3

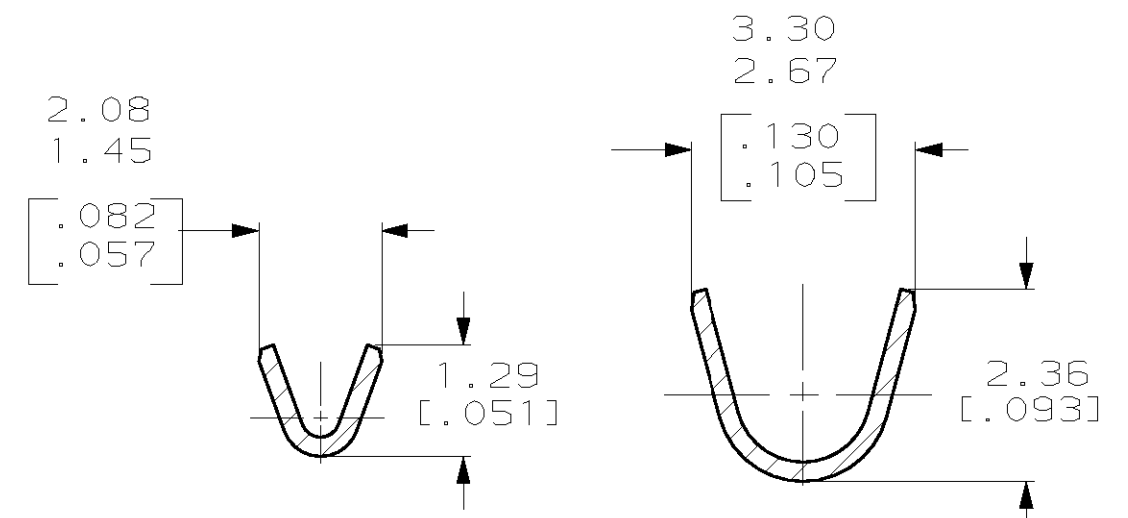
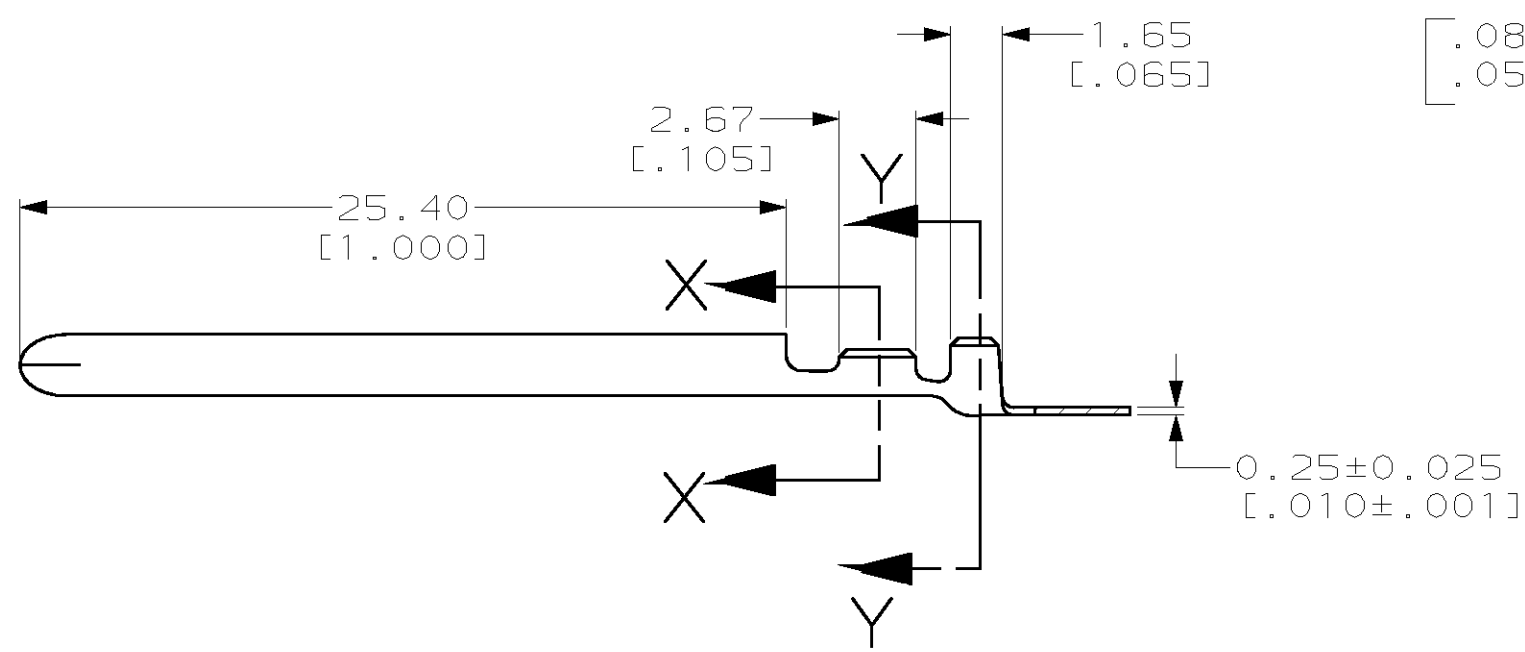

2

1

THIS DRAWING IS UNPUBLISHED. RELEASED FOR PUBLICATION ,19 .  
 © COPYRIGHT 19 BY AMP INCORPORATED. ALL RIGHTS RESERVED.

LOC	DIST	REVISIONS					
		P	LTR	DESCRIPTION	DATE	DWN	APVD
AF	50		C	REDRAWN & REV ON CAD PER 063A-0319-99	17DEC99	JR	DD

- 1 CONTINUOUS STRIP ON REELS
- 2 WIRE SIZE #30-#26 AWG.
- 3 INSULATION DIA IS 1.07-1.85 [.042-.073] DIA.
- △ 4 PRELIMINARY - NOT FOR PRODUCTION



SECTION X-X SCALE 10:1  
SECTION Y-Y SCALE 10:1

GOLD/TIN	△ 350053-3
0.002032 [.000080] MIN TIN	350053-2
FINISH	PART NO.

THIS DRAWING IS A CONTROLLED DOCUMENT.	
DIMENSIONS: MM [INCHES]	TOLERANCES UNLESS OTHERWISE SPECIFIED:
	0 PLC ±- 1 PLC ±- 2 PLC ±0.38 [.015] 3 PLC ±- 4 PLC ±- ANGLES ±-
MATERIAL 082 BRASS	FINISH SEE TABLE

DWN JR RUTH 17DEC99	<b>AMP</b> AMP Incorporated Harrisburg, PA 17105-3608
CHK MS FEHER 17DEC99	
APVD D DECKER 17DEC99	NAME PIN, 2.03 [.080] DIA
PRODUCT SPEC -	SIZE A3
APPLICATION SPEC -	CAGE CODE 00779
WEIGHT -	DRAWING NO C- 350053
CUSTOMER DRAWING	RESTRICTED TO -
SCALE 4:1	SHEET 1 OF 1
	REV C